



Scott County Sheriff's Office



2023 Annual Report



Submitted By:

**Jeff Edds
Sheriff**

Agency Mission Statement

The mission of the Scott County Sheriff's Office is to be "committed to excellence" in every aspect of life, both personal and professional.

Agency Vision Statement

The Scott County Sheriff's Office will strive to represent itself as law enforcement's benchmark for excellence, while exemplifying leadership, professionalism, community policing and aggressive crime fighting.

Department Staffing

The sheriff's office was authorized 44 sworn deputies, 4 full-time civilians, and 1 part-time civilians during 2023 as follows:

Chief Executive Officer (1):

01 – Sheriff

Upper Management and Command Personnel (3):

01 – Chief Deputy (Major)

01 – Patrol Captain

01 – Investigations Captain

Middle Management and First Line Supervisors (8):

02 – Patrol Team Lieutenants

01 – School Resource Officer (SRO) Lieutenant

01 – Court Security Lieutenant

02 – Patrol Sergeants

02 – School Resource Officer (SRO) Sergeant

Investigative Personnel (5):

04 – Investigators

01 - Domestic Violence Investigator

Patrol Officers (9):

07 – Uniformed Patrol Deputies

02 - K9 Officers

Court Security (7):

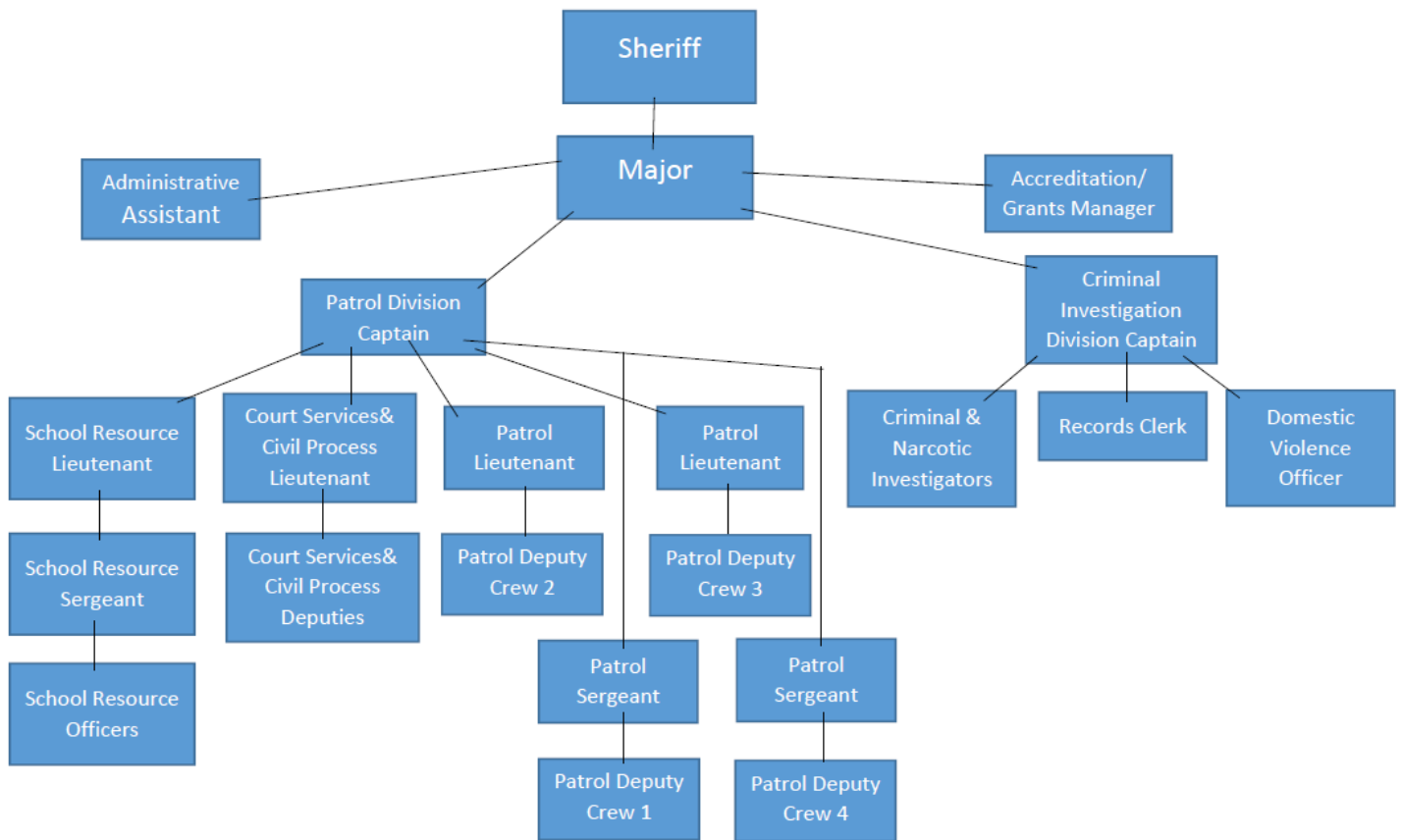
07 - Court Security Deputies

School Resource Personnel (11)

11 – School Resource Officers (SROs)

- Civilian Support Staff (5):
 01 – Criminal Records Clerk
 01 – Administrative Assistant
 01 – Administrative Clerk
 01 - Grants/Accreditation Manager
 01 – Community Outreach Coordinator

Scott County Sheriff's Office Organizational Chart



Jurisdiction and Service Population



According to the U.S. Census Bureau the latest population estimate for Scott County, VA is 21,576 (2020 US Census QuickFacts).

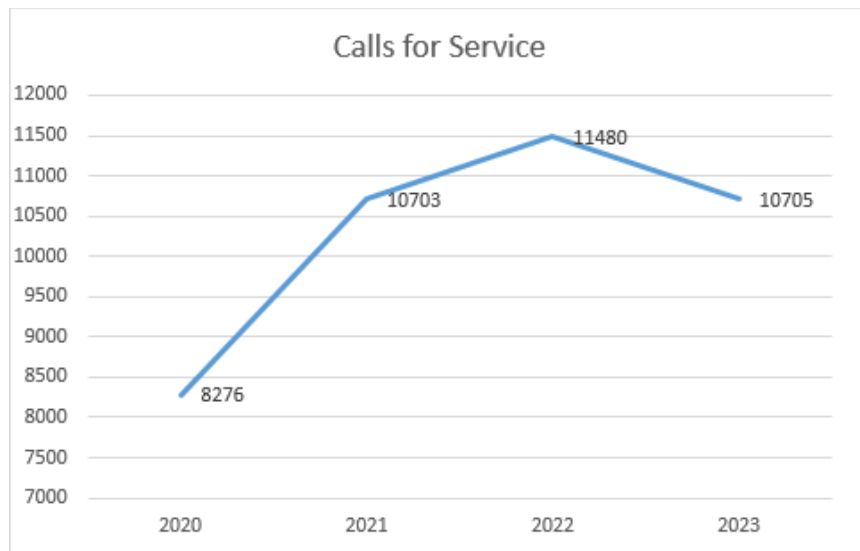
Patrol Division

Staffing and Service Delivery

The Patrol Division was led by a captain, two lieutenants, two sergeants, and was allocated nine deputies. Twenty-four-hour coverage of the County was provided by twelve hour overlapping shifts.

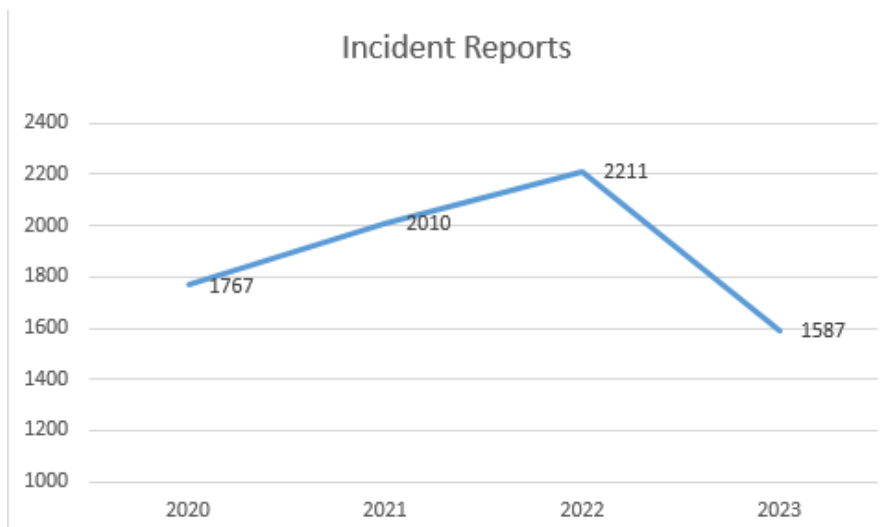
Calls for Service

The Patrol Division answered the majority of the agency's 10,705 calls for service in 2023 (-7%). Previous years are included for reference.



Crime Reporting and Enforcement

The Patrol Division wrote the majority of the department's 1,587 (-28%) incident reports related to criminal and non-criminal incidents in 2023. Four previous years' numbers are included below for reference:

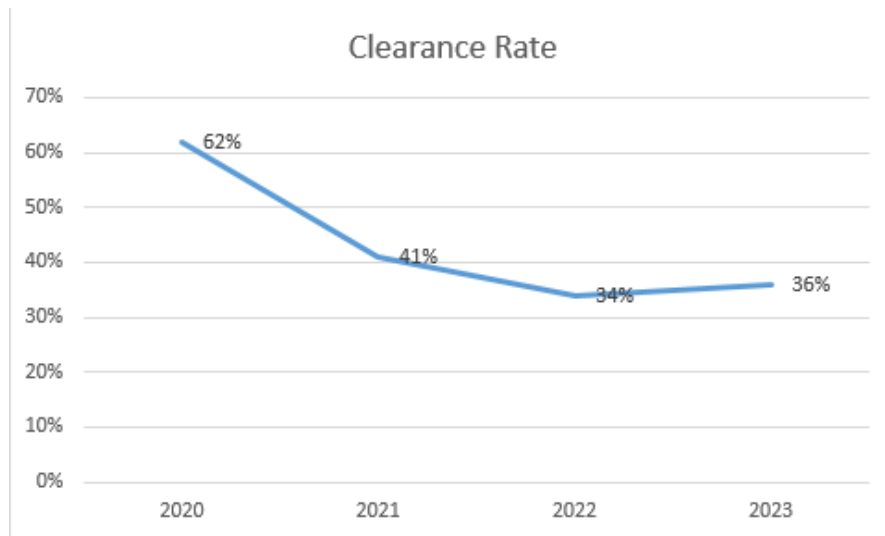


Part I crimes include eight individual crimes chosen by the FBI Uniform Crime Reporting (UCR) regulations. These crimes are chosen because they are serious crimes, they occur with regularity in all areas of the country, and they are likely to be reported to police. Part I crimes are used to compare crime relatively between jurisdictions based on ratios per 1,000 residents.

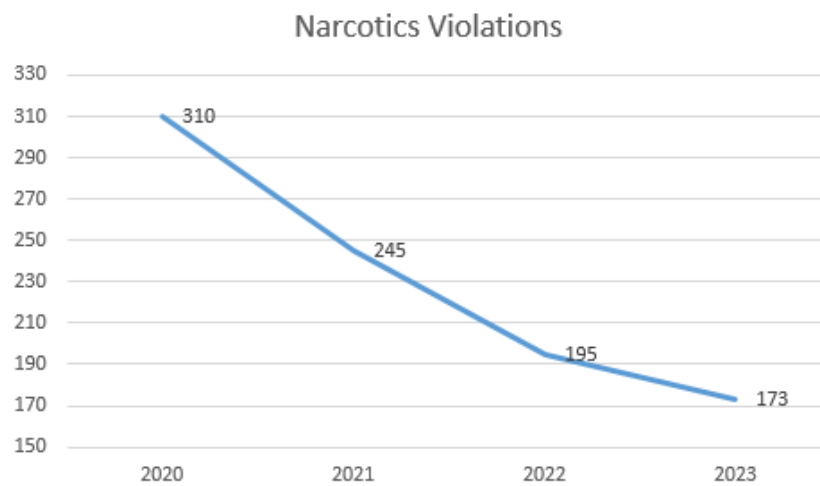
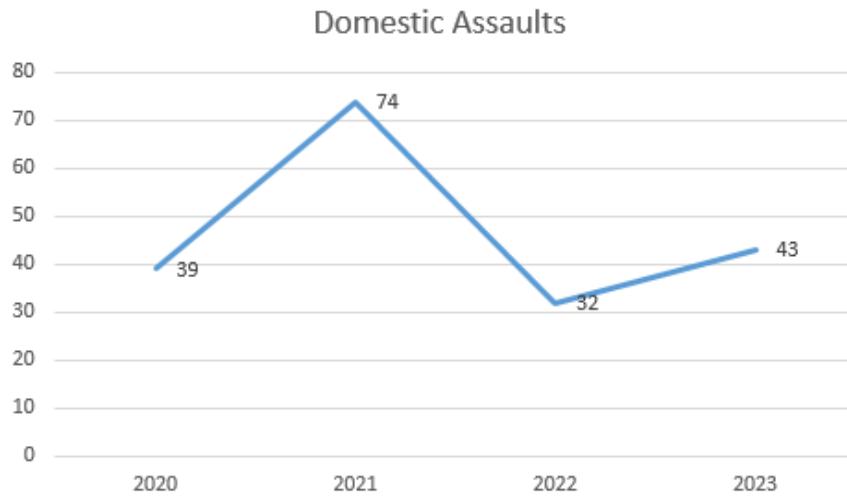
The following are the Part I Offenses (to include the UCR Code), with five-year comparisons:

	2019	2020	2021	2022	2023	% Change
Aggravated Assault (13A)	12	17	24	22	16	-27%
Arson (200)	3	5	6	4	5	-25%
Breaking and Entering (Structure) (220)	39	54	52	60	46	-23%
Criminal Sexual Conduct (11A-11D)	23	12	21	25	17	-32%
Larceny (23A&B and 23D-H)	139	166	182	207	145	-30%
Motor Vehicle Theft (240)	22	26	28	34	26	-24%
Murder (09A)	0	2	0	1	0	-100%
Robbery (120)	4	5	1	4	2	-50%
Total	242	287	314	357	257	-28%

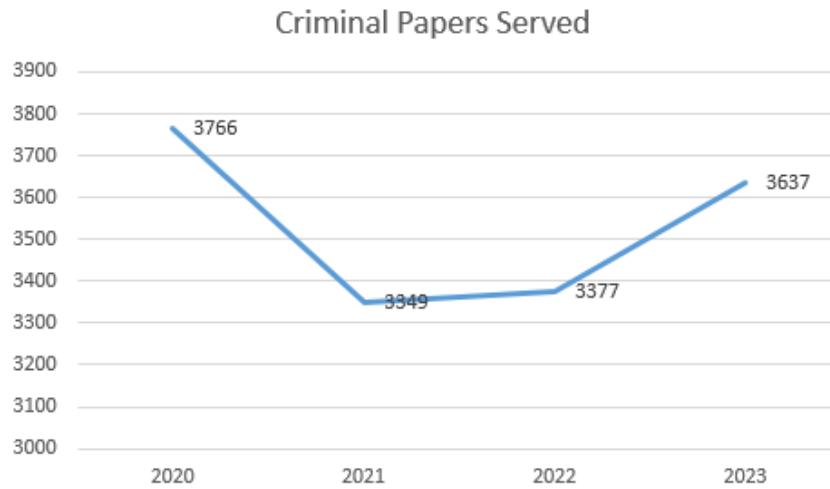
Cases are cleared by arrest or when circumstances beyond the control of law enforcement exist once the offender is identified and located such as the offender's death, victims who refuse to cooperate, declined prosecution, extradition from another state being denied, and certain cases involving juveniles.



Also included in the total reports written are the following 2023 offenses with five previous years' numbers included for reference:

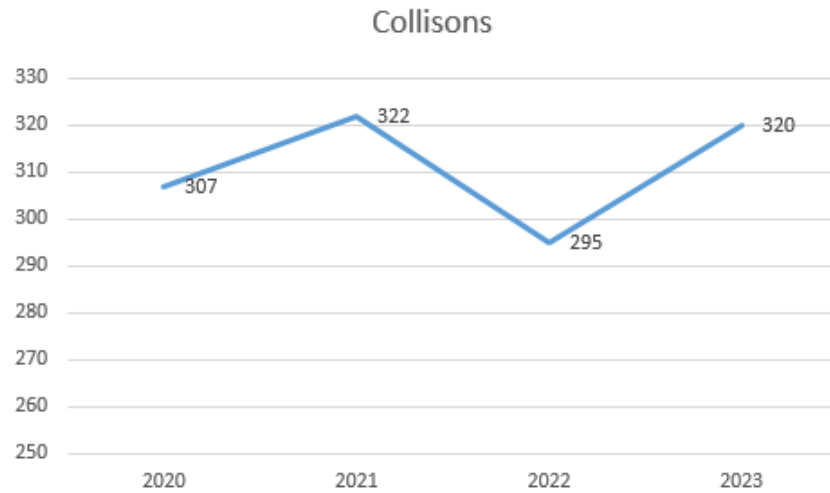


The Patrol Division made the majority of the department's 3,637 arrests in 2023. Four previous years' numbers are included below for reference:

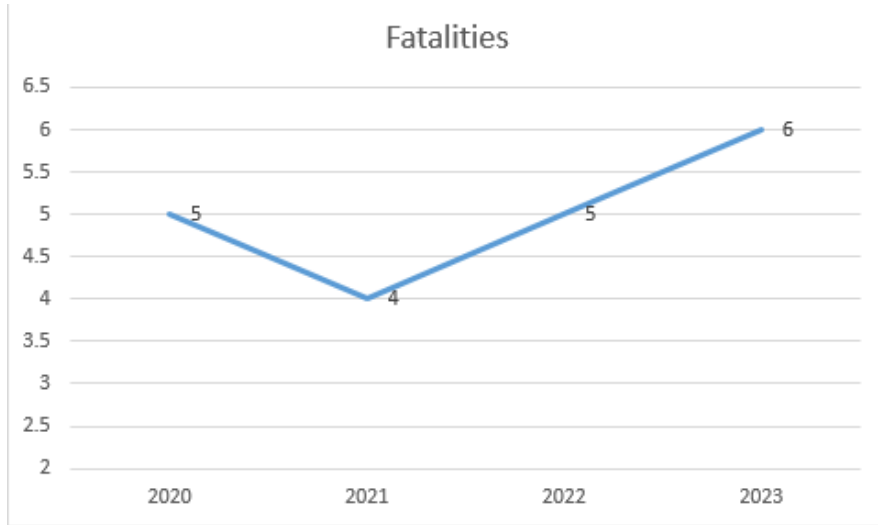


Traffic Collisions

There were 320 traffic collisions investigated during calendar year 2023. Four previous years' numbers are included below for reference:

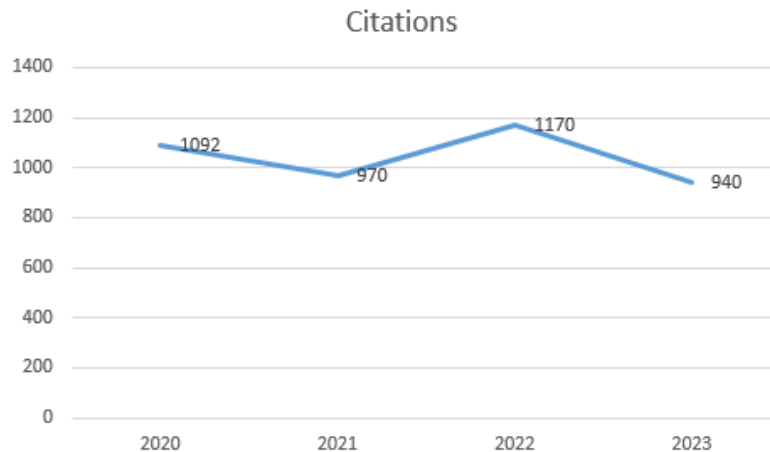
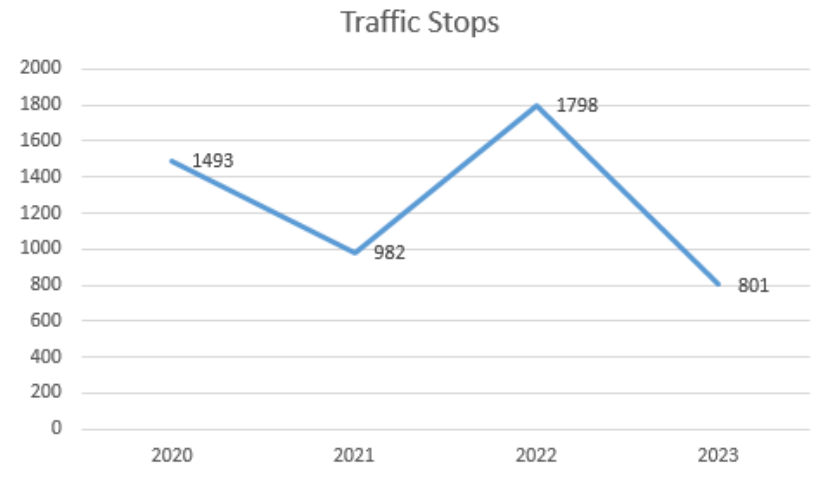


There were 6 traffic related fatalities in 2023. Four previous years' numbers are included below for reference:

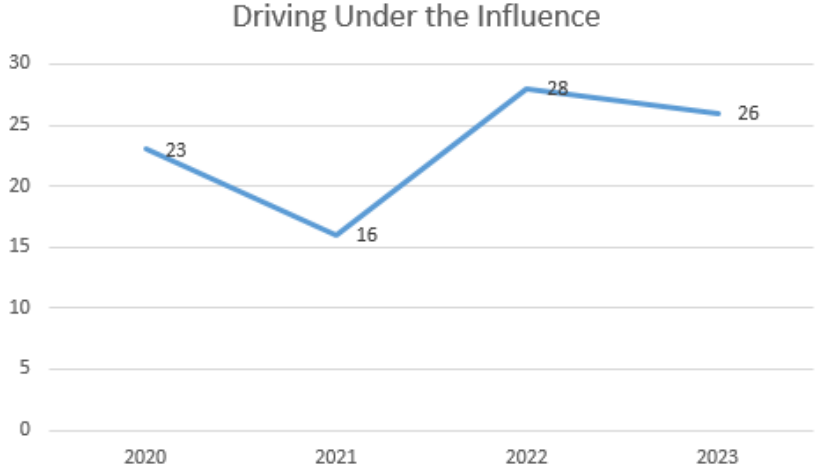


Traffic Enforcement

There were 801 traffic stops conducted and 940 traffic tickets issued by patrol and traffic officers. Four previous years' numbers are included below for reference:

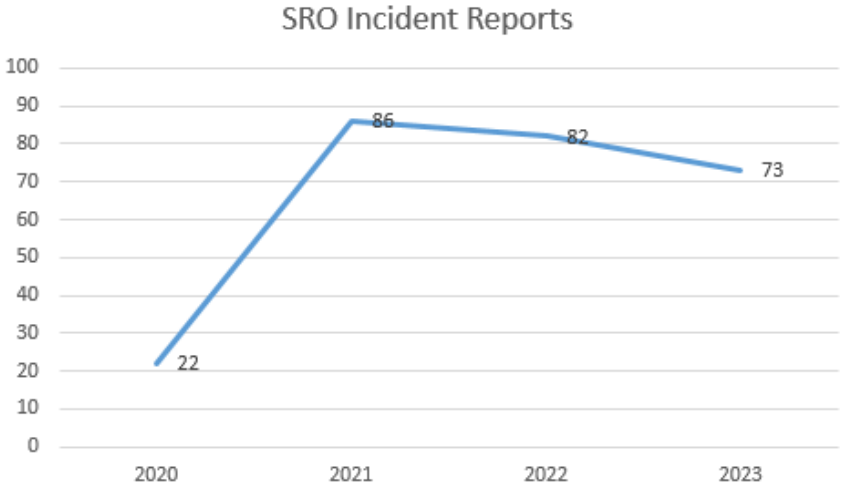


Patrol and traffic officers arrested 26 motorists for driving under the influence (DUI) in 2023. Four previous years' numbers are included below for reference:



School Resource Officers

The department has fourteen full- time school resource officer (SRO). With one assigned to each school in the county. SROs wrote 73 incident reports in 2023. Four previous years' numbers are included below for reference:



Criminal Investigations Division

Case Load and Clearances

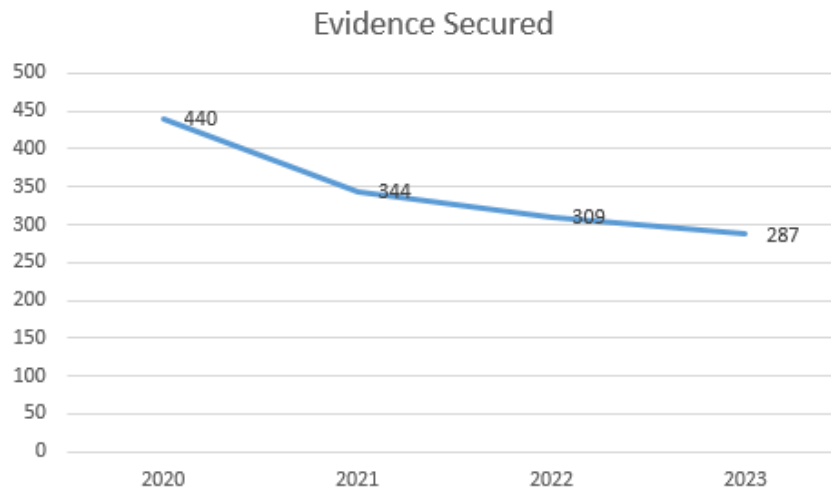
A total of 165 cases were assigned to investigators in 2023. Investigators cleared 30, which equals 18% of the cases assigned.

Cases Assigned and Clearance Type

	Total Cases	Arrest	Ex- Cleared	Active	In-active	Total Cleared	% Cleared
Murder	1	1	0	0	0	0	100%
Aggravated Assault	4	1	0	3	0	1	25%
Kidnapping	2	0	0	2	0	0	0%
Criminal Sexual Conduct	11	0	0	9	2	2	18%
Robbery	0	0	0	0	0	0	NA
Burglary	30	4	0	21	5	9	30%
Motor Vehicle Theft	12	1	0	10	1	2	17%
Forgery	7	2	1	2	2	5	71%
Fraud	5	1	0	2	2	3	60%
Identity Theft	6	1	1	3	1	3	50%
Receive/Posses Stolen Property	1	1	0	0	0	1	100%
Narcotic Investigations	86	3	0	82	1	4	5%
Totals:	165	15	2	134	14	30	18%

Evidence

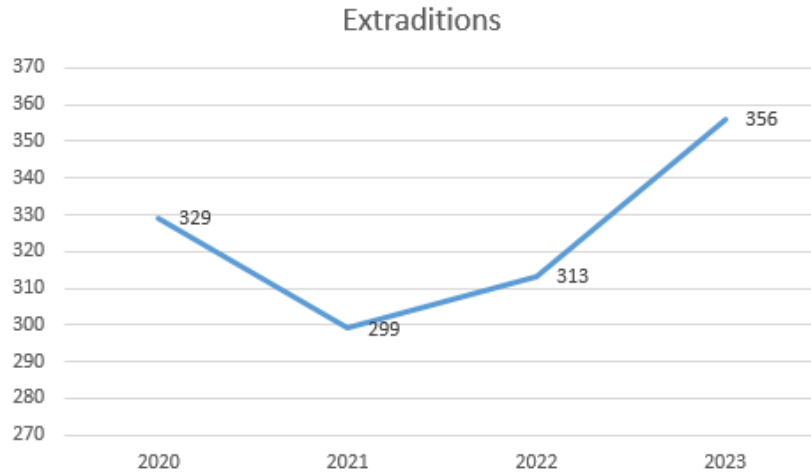
The Evidence Technicians processed 287 items of evidence in 2023.



Court Security/Civil Service

Out of State Extraditions

There were 356 out of state extraditions carried out in 2023. Total miles travelled for 2023 were 38,718.



Civil Papers Served

In 2023, there were 4,612 civil papers served.

